



International
Co-operative
Alliance



**Cooperatives
of the Americas**
A Region of the International
Cooperative Alliance

MAPPING: KEY FIGURES

NATIONAL REPORT: CHILE

ICA – EU PARTNERSHIP



Table of contents

I.	INTRODUCTION AND CONTEXT	2
	<i>i. Historical background</i>	3
	<i>ii. Public national statistics</i>	4
	<i>iii. Research methodology</i>	5
II.	KEY FIGURES	6
	<i>iv. ICA member data</i>	6
	<i>v. General overview</i>	7
	<i>vi. Visión sectorial</i>	7
III.	GRAPHS	8
	<i>vii. Percentage of total cooperatives by sector</i>	8
	<i>viii. Percentage of memberships by sector</i>	8
	<i>ix. Percentage of employment by sector</i>	9
IV.	ANNEXES	10

I. INTRODUCTION AND CONTEXT

This report is part of a Mapping exercise launched by the International Cooperative Alliance and its regional offices, within the framework of a partnership signed with the European Commission for the period 2016-2020. The programme aims to strengthen the cooperative movement and its capacity to promote international development. Other research projects led within this partnership include a worldwide Legal Frameworks Analysis, and several thematic researches on themes of significance for cooperatives.

Responding to challenges and existing knowledge gaps facing the cooperative movement, this research seeks to provide exhaustive information on cooperatives worldwide. This is achieved through a process jointly conducted by the ICA and its four regional offices – Cooperatives of the Americas, Cooperatives Europe, ICA Africa, and ICA Asia-Pacific – using a common methodology. Each office collected the input of ICA members present in the countries within its geographic area, by using the same questionnaire, and completing it with relevant national statistics, in order to obtain an accurate picture of the national situation.

Mapping out cooperatives in each country provides a more precise picture of the cooperative context at national and regional levels, enhances the movement's visibility, networking, partnerships opportunities, as well as advocacy, and empowers cooperators by providing them tools for positive change.

Within this framework, the present report showcases information about the cooperative landscape in Chile.

i. Historical background

The cooperative movement in Chile arises as in most Latin American countries, as a manifestation of the labor or union movement, having as reference the European model. Thus, cooperativism was not born only to meet the specific needs of its members, but also constituted a response to the existing exclusionary and inequitable system¹.

The initial stream brought to the continent by European immigrants had different origins depending on the country. In Chile, the main influence was English, while in Argentina or Brazil it was Italian, French and German². In addition to European immigrants, the Catholic Church was also a relevant agent in promoting modern Latin American cooperativism, as well as local governments helped channel and disseminate public services and assistance to the most vulnerable.

In 1887, the first consumer cooperatives called "La Valparaíso" and "La Esmeralda" emerged in Valparaíso, based on the Mutual Aid Society of the Union of Typographers, an institution created in 1853 by the labor movement. Later, in 1904, the State Railroad Workers' Consumer Cooperative emerged, promoted by the State and driven by the workers. Between 1904 and 1924, 40 cooperative societies were registered in different sectors, prioritizing consumer ones¹.

In the 1970s, 597 cooperatives were created in Chile and only 29 were dissolved afterwards, thanks to the advances made in the previous government. The return of democracy in Chile has been characterized by the autonomy of the cooperative sector¹.

¹ Minsiterio de Economía, Fomento y Turismo. (2014). El cooperativismo en Chile. Available at: <https://www.economia.gob.cl/wp-content/uploads/2014/07/El-Cooperativismo-en-Chile.pdf>

² Organización Internacional del Trabajo. (1998). Creación de un clima positivo y condiciones favorables para el desarrollo cooperativo en América Latina.

ii. Public national statistics

For a more comprehensive picture of the cooperative sector in Chile, the present section provides key data from the country's public registers as a useful background context to the ICA members' data showcased in Section II of the report.

The data presented here come from the report "Cooperativism in Chile"¹ published by the Ministry of Economy, Development and Tourism in 2014 and the report "Figures as of July 2020 cooperatives of Chile"³.

NUMBER OF COOPERATIVES:

The report on cooperativism in Chile reported a total of 1 320 cooperatives active in Chile for the year 2020.

EMPLOYMENT:

Said report, carried out in 2014, recorded a total of 10 932 direct jobs generated by cooperatives in Chile.

COOPERATIVE MEMBERSHIP:

Through the report on cooperativism in Chile, it was determined that the number of people associated with Chilean cooperatives was 2 005 646 for 2020, of which 49% are women and 51% are men.

PRODUCTION VALUE:

The 2014 report on cooperativism in Chile does not indicate the value of the cooperative sector's production in that country.

³ Ministerio de Economía, Fomento y Turismo. (2020). Cifras a julio 2020 cooperativas de Chile. División de asociatividad, Secretaría de Economía y Empresas de Menor Tamaño.

iii. Research methodology

The aim of the mapping research is to collect and make publicly available reliable and up-to-date data to understand what the cooperative movement represents in the targeted country. With this view, the data detailed in the present report has been collected using the methodology detailed below.

The methodological tools include a questionnaire used to collect the data, which was distributed online to the members, as well as a methodological note provided for further guidance. They were built jointly with all ICA regional offices with the support of external experts from the European Research Institute on Cooperative and Social Enterprises (Euricse) and are applied in a harmonised way in all the target countries.

The classifications used in the research are consistent with the internal system used within the ICA movement (e.g. on membership status and types of cooperative organisations) and with standards increasingly adopted in recent studies and by international organisations like the ILO – e.g. using international classifications of economic activities such as the International Standard Industrial Classification (ISIC) rev. 4, which ensures the comparability of statistics both nationally and internationally, as well as with statistics on other forms of enterprises.

Regarding the target organisations, considering that a worldwide survey has very challenging goals, and while the value of directly collecting data from non-member cooperatives must be recognised, the present Mapping exercise targets cooperative organisations members of the ICA.

Furthermore, in order to complete the ICA members' data, the decision was taken to also look at external sources, to provide additional and more exhaustive cooperative statistics for the country. As a result, the data is collected following two strategies contemporaneously: 1) collecting statistics already available in the country; 2) carrying out a survey targeting ICA cooperative members.

In Chile, the mapping questionnaire was distributed and completed by 1 ICA member organizations. After further follow-up of the surveyed members, the figures provided were compiled to be presented in the next section.

II. KEY FIGURES

This section presents the results of data collection conducted by ICA members, which is the same as the general estimates for the country provided in the introduction, since the coverage represents 100% of the total number of cooperatives in the country.

Chile has 2 ICA member organizations (all as full members):

- **Cooperativa de Ahorro y Crédito Chilena (COOPEUCH)**. Full member.

Cooperative focused on providing responsible financial products and services for the progress of its associates and clients throughout their life cycle, providing benefits, advice and financial education in an environment that highlights the values of cooperativism. Sector: Finance.

- **Cooperativa abierta de vivienda Limitada (CONAVICOOP)**. Full member.

It is a non-profit housing cooperative, with the main objective of improving the quality of life of all its associates, providing housing solutions that promote well-being and integration. They have more than 45 years of experience accompanying more than 70 000 families on the way to get their own home. Sector: Housing.

ICA member organizations are directly or indirectly active in the following sectors:

- Banking
- Housing

iv. ICA member data

The data collected was provided for the year 2014 and 2017, depending on the information provided by the member organizations.

v. General overview

This section provides an overview of the ICA membership data for Chile.

Category	Total
Number of cooperatives	2
Number of memberships	892 643
Number of employees	2 275

Overall, ICA members represent 2 cooperatives in the country, with a total number of memberships of 892 643 and a total of 2 275 employees.

vi. Visión sectorial

The sectors used below correspond to the categories used in ISIC rev. 4 to classify the economic activities carried out by cooperative organizations present in Chile, which surpass those associated with the ICA.

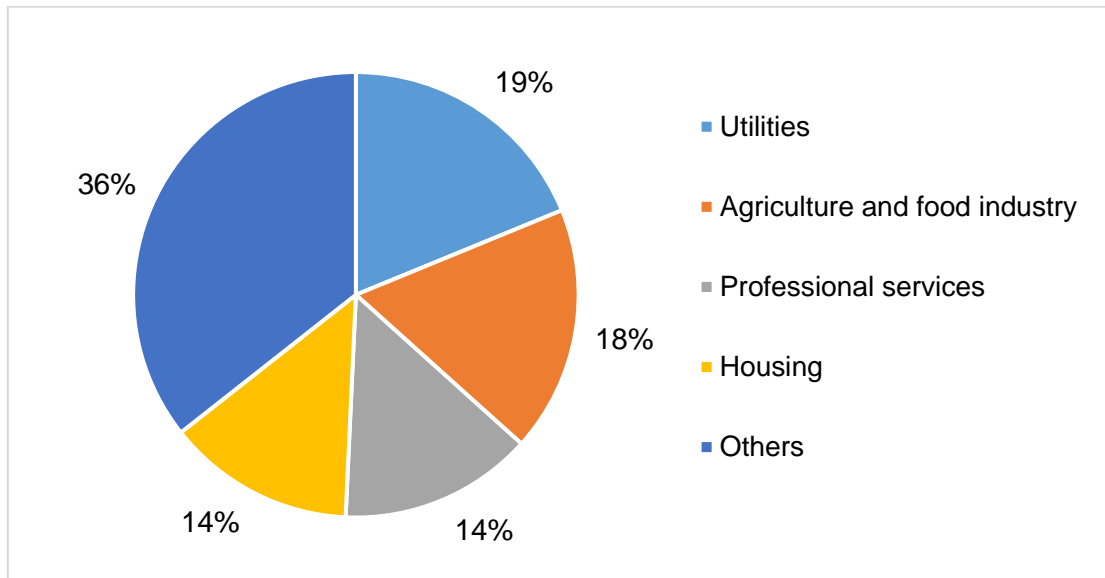
The following table provides an overview of the 2014 data, which is more specific:

Sector	Cooperatives	Employment	Membership
Utilities	179	1 139	153 783
Agriculture and food industry	170	3 273	11 737
Professional services	134	196	2 320
Housing	130	308	10 817
Banking	45	3 812	1 321 047
Commerce	2	715	84 768
Transportation	1	0	0
Others	291	1 489	163 566
Total	952	10 932	1 748 038

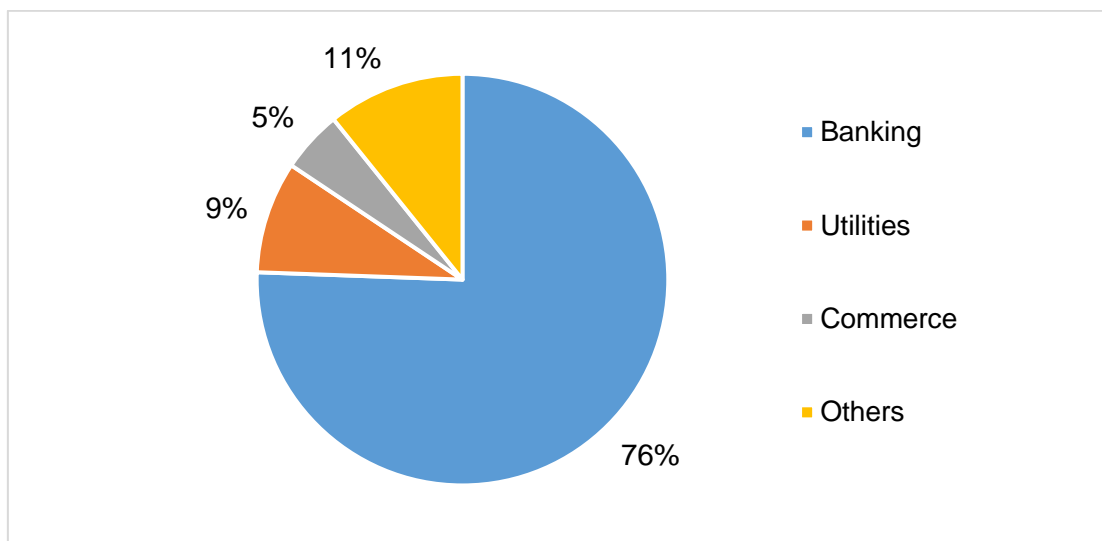
III. GRAPHS

Specific variables are also detailed in the graphs below when sectorial data was available.

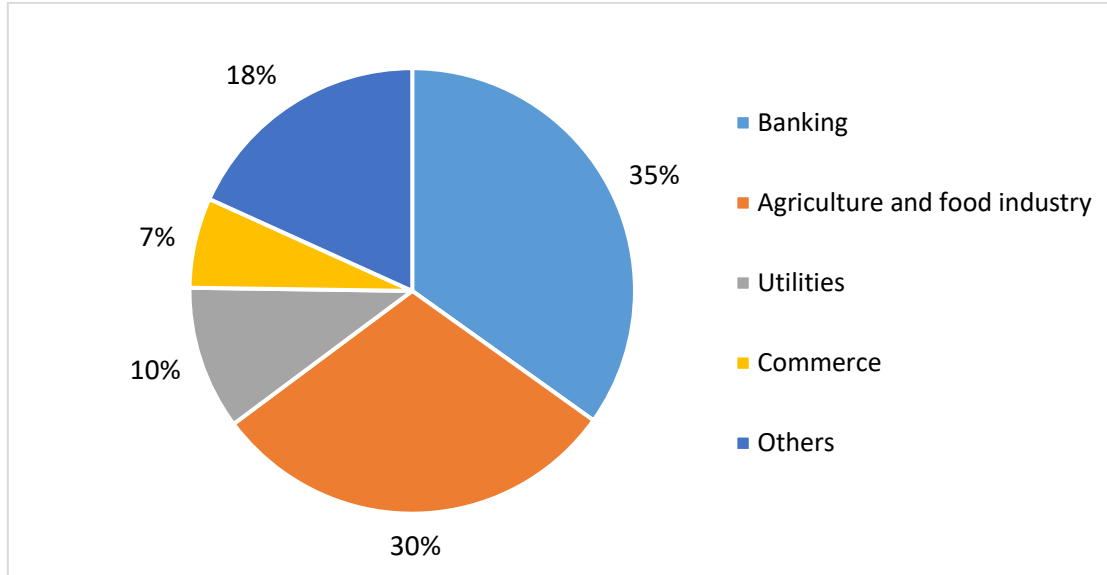
vii. Percentage of total cooperatives by sector



viii. Percentage of memberships by sector



ix. Percentage of employment by sector



IV. ANNEXES

Sources:

Minsiterio de Economía, Fomento y Turismo. (2014). El cooperativismo en Chile. Available at: <https://www.economia.gob.cl/wp-content/uploads/2014/07/El-Cooperativismo-en-Chile.pdf>

Organización Internacional del Trabajo. (1998). Creación de un clima positivo y condiciones favorables para el desarrollo cooperativo en América Latina.

Contacts

Further details on the Mapping research and other country reports are available on www.coops4dev.coop

The production of this report was overseen by staff from Cooperatives of the Americas and the International Cooperative Alliance. For any further information or clarification, please contact mappingresearch@ica.coop or with the Research Officer for Cooperatives of the Americas carlos.gonzalez@aciamericas.coop

Updated: September 2020

This document has been produced with the financial assistance of the European Union. The contents of this document are the sole responsibility of Cooperatives of the Americas and can in no way be taken to reflect the views of the European Union.