



MAPPING: KEY FIGURES

NATIONAL REPORT: UNITED STATES OF AMERICA

ICA – EU PARTNERSHIP



Table of contents

I.	INTRODUCTION AND CONTEXT	2
<i>i.</i>	<i>Historical background.....</i>	<i>3</i>
<i>ii.</i>	<i>Public national statistics.....</i>	<i>4</i>
<i>iii.</i>	<i>Research methodology.....</i>	<i>5</i>
II.	KEY FIGURES.....	6
<i>iv.</i>	<i>ICA member data.....</i>	<i>8</i>
<i>v.</i>	<i>General overview.....</i>	<i>8</i>
<i>vi.</i>	<i>Sector overview.....</i>	<i>9</i>
III.	GRAPHS	9
<i>vii.</i>	<i>Percentage of total cooperatives by sector.....</i>	<i>9</i>
<i>viii.</i>	<i>Percentage of total memberships by sector.....</i>	<i>10</i>
<i>ix.</i>	<i>Percentage of total employees by sector.....</i>	<i>10</i>
<i>x.</i>	<i>Percentage of total turnover by sector.....</i>	<i>11</i>
IV.	ANNEXES.....	11

I. INTRODUCTION AND CONTEXT

This report is part of a Mapping exercise launched by the International Cooperative Alliance and its regional offices, within the framework of a partnership signed with the European Commission for the period 2016-2020. The programme aims to strengthen the cooperative movement and its capacity to promote international development. Other research projects led within this partnership include a worldwide Legal Frameworks Analysis, and several thematic researches on themes of significance for cooperatives.

Responding to challenges and existing knowledge gaps facing the cooperative movement, this research seeks to provide exhaustive information on cooperatives worldwide. This is achieved through a process jointly conducted by the ICA and its four regional offices – Cooperatives of the Americas, Cooperatives Europe, ICA Africa, and ICA Asia-Pacific – using a common methodology. Each office collected the input of ICA members present in the countries within its geographic area, by using the same questionnaire, and completing it with relevant national statistics, in order to obtain an accurate picture of the national situation.

Mapping out cooperatives in each country provides a more precise picture of the cooperative context at national and regional levels, enhances the movement's visibility, networking, partnerships opportunities, as well as advocacy, and empowers cooperators by providing them tools for positive change.

Within this framework, the present report showcases information about the cooperative landscape in United States of America.

i. Historical background

Confecoop mentions on its website¹ that cooperatives in the United States are part of an old tradition of self-help, as old as the nation itself. Throughout history, cooperatives have allowed people to meet common needs by joining forces. The first successful cooperative in the United States was formed in 1752, when Benjamin Franklin formed the Philadelphia Contribution Fund to insure homes lost to fires.

In 1810 the first dairy was organized in Goshen, Connecticut. Similarly, in 1814, Wisconsin farmers around Rock Lake in Jefferson County met at the home of a Mr. Pickett to make cheese from their farm produce.

In 1865 Michigan passed what is believed to be the first law that recognized the cooperative method of buying and selling, and in 1916 the first national cooperative association was formed, now known as the National Cooperative Business Association (NCBA).

In 1986, the Independent Distributors Cooperative of the United States, known as the Independent Distributors Cooperative-USA, was founded. This sector cooperative allowed its members to strengthen themselves to be able to face their biggest competitors in the market.

The American cooperative movement is experiencing a new explosion of development. Every year millions of people around the country are joining a cooperative. The growth of the cooperative sector and the new enthusiasm of citizens towards cooperatives can be witnessed throughout the United States. Through Cooperation Works, an initiative developed by the NCBA, this cooperative renewal is being conducted by expanding existing cooperatives and creating new solidarity organizations.

¹ Confecoop. (s.f.). Cooperativism in the world: United States. Available at: <https://confecoop.coop/cooperativismo/en-el-mundo/estados-unidos/#:~:text=Rese%C3%B1a%20Hist%C3%B3rica&text=Hoy%20en%20d%C3%ADa%20las%20cooperativas,las%20casas%20perdidas%20por%20incendios>

ii. Public national statistics

For a more comprehensive picture of the cooperative movement in the United States, the present section provides key data from the country's public registers as a useful background context to the ICA members' data showcased in Section II of the report.

The following data comes from Research on the economic impact of cooperatives carried out in 2009 with information from 2008².

NUMBER OF COOPERATIVES:

This research on the economic impact of cooperatives in the United States identified 29 285 active cooperatives in 2008.

EMPLOYMENT:

The publication on the economic impact of cooperatives estimated the number of jobs created by cooperatives in the United States at 856 310 for 2008.

COOPERATIVE MEMBERSHIP:

This research on the economic impact of cooperatives in the United States mentions a total of 350 871 790 memberships for 2008.

PRODUCTION VALUE:

Cooperatives in the United States had a total turnover of 514.6 thousand million US dollars (USD) in 2008, which represents approximately 399 thousand million euros (EUR)³.

² Deller, S., Hoyt, A., Hueth, B. & Sundaram-Stukel, R. (2009). Research on the Economic Impact of Cooperatives. Digital version.

³ Exchange rate in December 2008 from InfoEuro, 1EUR = 1.29USD

iii. Research methodology

The aim of the mapping research is to collect and make publicly available reliable and up-to-date data to understand what the cooperative movement represents in the targeted country. With this view, the data detailed in the present report has been collected using the methodology detailed below.

The methodological tools include a questionnaire used to collect the data, which was distributed online to the members, as well as a methodological note provided for further guidance. They were built jointly with all ICA regional offices with the support of external experts from the European Research Institute on Cooperative and Social Enterprises (Euricse) and are applied in a harmonised way in all the target countries.

The classifications used in the research are consistent with the internal system used within the ICA movement (e.g. on membership status and types of cooperative organisations) and with standards increasingly adopted in recent studies and by international organisations like the ILO – e.g. using international classifications of economic activities such as the International Standard Industrial Classification (ISIC) rev. 4, which ensures the comparability of statistics both nationally and internationally, as well as with statistics on other forms of enterprises.

Regarding the target organisations, considering that a worldwide survey has very challenging goals, and while the value of directly collecting data from non-member cooperatives must be recognised, the present Mapping exercise targets cooperative organisations members of the ICA.

Furthermore, in order to complete the ICA members' data, the decision was taken to also look at external sources, to provide additional and more exhaustive cooperative statistics for the country. As a result, the data is collected following two strategies contemporaneously: 1) collecting statistics already available in the country; 2) carrying out a survey targeting ICA cooperative members.

In the United States, the mapping questionnaire was distributed and completed by 1 ICA member organization. After further follow-up of the surveyed members, the figures provided were compiled to be presented in the next section.

II. KEY FIGURES

This section presents the results of data collection conducted by ICA members.

The United States has 10 ICA member organizations (8 full members and 2 associate member):

- **National Cooperative Business Association (NCBA).** Full member.

Founded in 1916, it is the leading voice in America for people using cooperatives to build a better world, with a primary mission to develop, advance and protect the cooperative enterprise. Sector: Apex.

- **Nationwide Mutual Insurance Company.** Full member.

Founded in 1925, focused on its clients and valuing them to such an extent that it has allowed it to become one of the largest insurances and financial services companies in the world. Sector: Insurance.

- **National Cooperative Bank (NCB).** Full member.

Incorporated by Congress in 1978 and privatized in 1981 as a cooperatively owned financial institution, NCB was created to address the financial needs of an underserved market: cooperatively owned organizations that operate for the benefit of their members rather than outside investors. Sector: Finance.

- **National Rural Electric Cooperative Association (NRECA).** Full member.

It is the organization that represents the interests of more than 900 electric cooperatives in the United States. The Association, which was founded in 1942, unites the country's generation, transmission and distribution cooperatives that are located in 47 states and serve more than 40 million people. Sector: Public services.

- **Credit Union National Association, Inc. (CUNA).** Full member.

It is the most influential financial services trade association and the only national association advocating on behalf of all credit unions in America. Sector: Finance.

- **CHS Inc.** Full member.

It is a global agribusiness owned by farmers, ranchers, and cooperatives throughout the United States. Diversified in energy, agronomy, grains and food, they are committed to creating connections to empower agriculture. Agricultural sector.

- **National Co+op Grocers (NCG).** Full member.

It is a business services cooperative for retail food cooperatives located throughout the United States. They represent 148 food cooperatives operating more than 200 stores in 39 states with more than 1.3 million consumer-owners. Sector: Consumer.

- **CoBank, ACB.** Full member.

It is one of the largest private providers of credit to the rural economy, providing loans, leases, and other financial services for agribusiness and rural infrastructure in the United States. Sector: Finance.

- **National Society of Accounts for Co-operatives (NSAC).** Associate member.

It is made up of professionals who actively participate in financial management and cooperative business planning. NSAC strives to provide business, tax and accounting education uniquely tailored to cooperatives, supports cooperatives in business interests, and offers networking and professional development opportunities. Sector: Associated work.

- **Land O'Lakes International Development.** Associate member.

Founded in 1921 under the name Land O'Lakes Dairy Co-op with the belief that we are better when we work together. Today, it brings together more than 1 700 dairy farmers in the United States. Agricultural sector.

ICA member organizations are directly or indirectly active in the following sectors:

- Banking and insurance
- Commerce
- Industry
- Agriculture and food industry
- Education
- Transportation
- Accommodation and food
- Public services
- Administrative services
- ICT's
- Health

- Construction
- Housing
- Professional services
- Others

iv. ICA member data

The data collected was provided for the year 2017, according to information provided by the member organization that answered the survey.

v. General overview

This section provides an overview of the ICA membership data for the United States. It is displayed in various categories and supported by tables and graphs, for clarity.

Category	Total
Number of cooperatives	10
Number of memberships	+2 700
Number of employees	+1 000

vi. Sector overview

The sectors used below do not correspond to the categories used in the ISIC rev. 4. to classify the economic activities carried out by the organisations concerned. With regards to the turnover, where available, the amount is provided in US Dollars (USD).

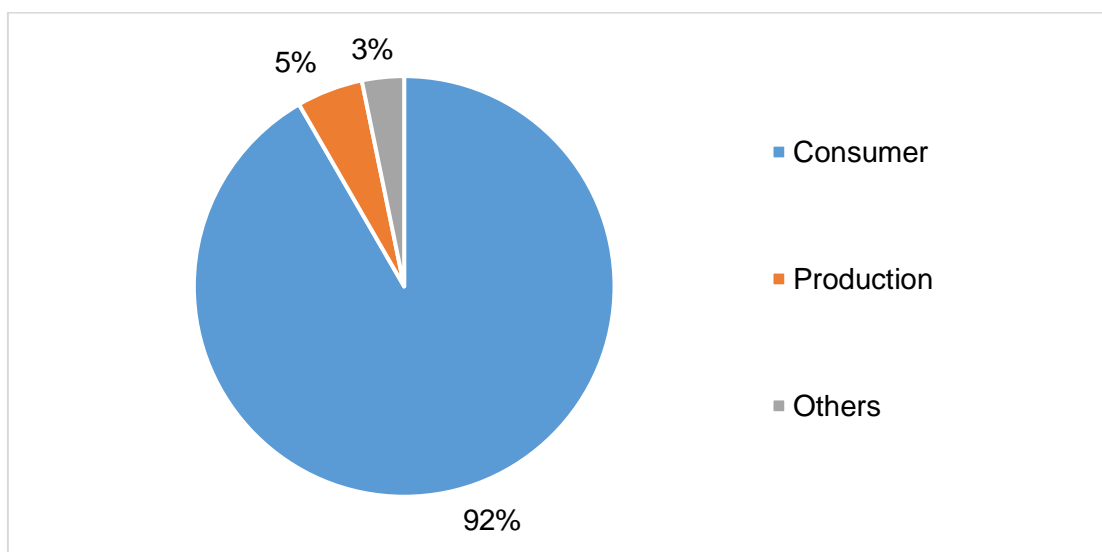
A general overview is provided in the chart below:

Sector	Cooperatives	Employment	Membership	Turnover
Consumer	26.844	650.650	343.969.000	291.086
Commerce	724	130.350	6.133.000	157.892
Production	1.494	72.930	714.650	65.426
Associated work	223	2.380	55.140	219
Total	29.285	856.310	350.871.790	514.623

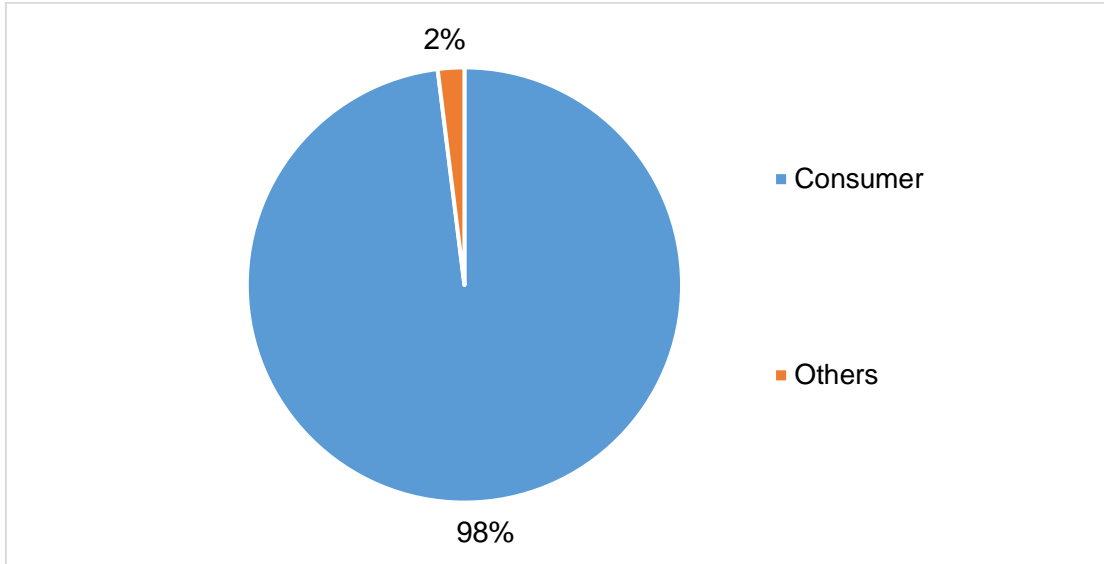
III. GRAPHS

Specific variables are also detailed in the graphs below when sectorial data was available.

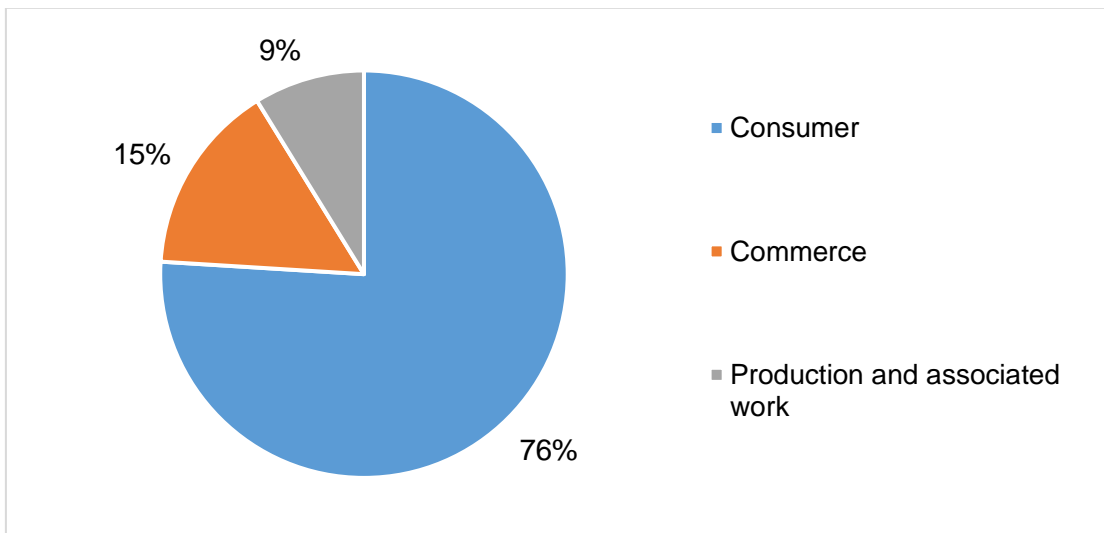
vii. Percentage of total cooperatives by sector



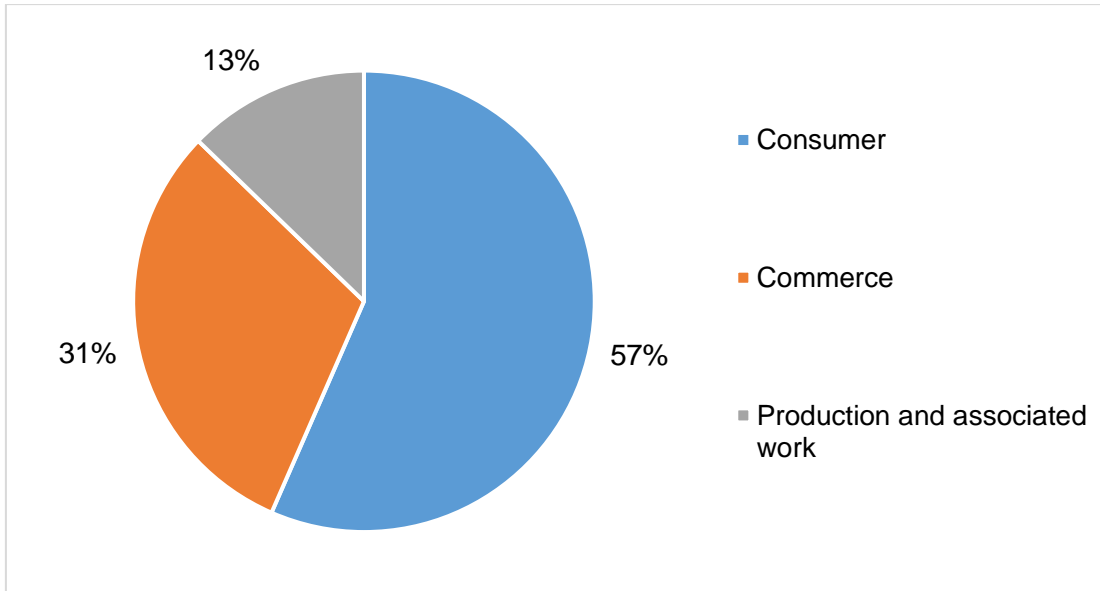
viii. Percentage of total memberships by sector



ix. Percentage of total employees by sector



x. Percentage of total turnover by sector



IV. ANNEXES

Sources:

Confecoop. (s.f.). Cooperativism in the world: United States. Available at: <https://confecoop.coop/cooperativismo/en-el-mundo/estados-unidos/#:~:text=Rese%C3%B1a%20Hist%C3%B3rica&text=Hoy%20en%20d%C3%ADa%20las%20cooperativas,las%20casas%20perdidas%20por%20incendios>

Deller, S., Hoyt, A., Hueth, B. & Sundaram-Stukel, R. (2009). Research on the Economic Impact of Cooperatives. Digital version.

Contacts

Further details on the Mapping research and other country reports are available on www.coops4dev.coop

The production of this report was overseen by staff from Cooperatives of the Americas and the International Cooperative Alliance. For any further information or clarification, please contact mappingresearch@ica.coop or with the Research Officer for Cooperatives of the Americas carlos.gonzalez@aciamericas.coop

Updated: October 2020

This document has been produced with the financial assistance of the European Union. The contents of this document are the sole responsibility of Cooperatives of the Americas and can in no way be taken to reflect the views of the European Union.